

Sailing Instructions

DINGHY WINTER SERIES

28 May - 10 September 2023



The notation '[NP]' in a rule of the sailing instructions (SIs) means that a boat may not protest another boat for breaking that rule. This changes RRS 60.1(a).

1. RULES

- 1.1. The event is governed by the rules as defined in The Racing Rules of Sailing (RRS).
- 1.2. Australian Sailing Special Regulations Part 2 for Off The Beach Boats.
- 1.3. Appendix T shall apply.
- 1.4. RRS 44.1 is changed so that the two-turns penalty is replaced by the one-turn penalty.
- 1.5. Optimist Intermediate and O'pen Skiff Intermediate competitors shall fly a pink-coloured streamer, supplied by the Organising Authority, from the top of the sprit or mast.

2. CHANGES TO SAILING INSTRUCTIONS

- 2.1. Any change to the Sailing Instructions will be posted before 0800 on the day it will take effect, except that any change to the schedule of races will be posted by 1800 on the day before it will take effect.
- 2.2. Changes to a Sailing Instruction may be made on the water in accordance with RRS 90.2(c) by the following procedure:
 - a) Flag L to be displayed with a sound signal. Competitors should come within hailing distance to the race committee boat.
 - b) Instructions may be given verbally from the race committee vessel.
 - c) Instructions may additionally be given by other official vessels.
 - d) It is each competitor's responsibility to ensure that they have received the change in its entirety.



'L'

3. COMMUNICATION

- 3.1. The official noticeboard is located in the main hall of the Dinghy Training Centre (DTC).
- 3.2. The Regatta Office is located in the DTC.

4. CODE OF CONDUCT

[DP] Competitors and support persons shall comply with reasonable requests from race officials.

5. SIGNALS MADE ASHORE

- 5.1. Signals made ashore will be displayed from the mast to the west of the DTC.
- 5.2. When flag AP is displayed ashore, '1 minute' is replaced with 'not less than 30 minutes' in Race Signals AP.
- 5.3. [DP] When Flag D is displayed with one sound means 'Boats shall not leave the shore. No warning signal will be made until at least 30 minutes after removal.' This adds to race signals.



'AP'





















'D'

6. SCHEDULE OF RACES

Date	Time	Event
Sun 28 May	1230	Competitor Briefing
	1330	1 st warning signal
Sun 11 Jun	1230	Competitor Briefing
	1330	1 st warning signal
Sun 25 Jun	1230	Competitor Briefing
	1330	1 st warning signal
Sun 23 Jul	0830	Competitor Briefing
	0930	1 st warning signal
Sun 27 Aug	1230	Competitor Briefing
	1330	1 st warning signal
Sun 10 Sep	0830	Competitor Briefing
	0930	1 st warning signal
		Presentations after racing

- 6.1. Up to 18 races may be sailed for each class.
- 6.2. No more than 3 back-to-back races will be sailed on any day.
- 6.3. When signal flag 'Q' is displayed at the finish, another race will be started as soon as practicable. Multiple sound signals will indicate that a new starting sequence will commence within 1 minute.
- 6.4. No warning signal will be made after 1230 on Sunday AM race days and 1630 on Sunday PM race days.

7. CLASS FLAGS

			
OPTIMIST	ILCA 7	WASZP	PACER
			
OPTIMIST INTERMEDIATE	ILCA 6	29ER	BIC TECHNO
			
O'PEN SKIFF	ILCA 4	29ERXS	IQ FOIL/ FOIL 1
			
O'PEN SKIFF INTERMEDIATE	CONTENDER	MIRROR	WING FOIL
			
HANSA 303	HANSA LIBERTY		

8. RACING AREA

The racing area is in Freshwater Bay and surrounding areas.

9. COURSES

- 9.1 The diagrams in SI Addendum A shows the courses, including the approximate angles between legs, the order in which marks are to be passed, and the side on which each mark is to be left.
- 9.2 The course to be sailed will be designated by displaying a numeral pennant from the race committee vessel no later than the warning signal.
- 9.3 Legs of the course will not be changed after the preparatory signal. This changes RRS 33.
- 9.4 Courses may be shortened in accordance with RRS 32.2. In addition, RRS 32 is changed so that if Flag 'S' over Flag 'F' are displayed in the vicinity of a mark, competitors shall pass that mark on the required side and proceed directly to the finish line.



10. MARKS

Mark	Description	Colour
Marks 1, 2 & 3	Inflatable Buoys	Orange
Marks A, B & C	Inflatable Buoys	Red
Start Mark	Inflatable Buoy	Black & White Chequered
Finishing Mark	Inflatable Buoy	Red with Yellow Band

11. THE START

- 11.1 Races will be started using RRS 26 modified such that the warning signal will be displayed 3 minutes prior to the start and the preparatory signal 2 minutes prior to the start.
- 11.2 The starting line is between a staff displaying orange flag on the race committee vessel at the starboard end of the starting line and the course side of the port-end starting mark.
- 11.3 [DP] Boats whose warning signal has not been made shall avoid the starting area during the starting sequence for other classes.
- 11.4 A boat that does not start within 3 minutes of her starting signal will be scored Did Not Start without a hearing. This changes RRS A5.1 and A5.2.
- 11.5 A clearance mark may be attached to the race committee starting vessel. Boats shall not pass between the clearance mark and the race committee starting vessel at any time.
- 11.6 When a General Recall is signalled, the warning signal for a new start for the first recalled fleet will be made as the starting signal of the last fleet in the original sequence. New starts for other recalled fleets will follow in the order thereafter. A General Recall signal will be displayed for one minute. This changes RRS 29.2 and race signal, 'First Substitute'.



12. THE FINISH

The finishing line is between a staff displaying a blue flag on the race committee vessel at the starboard end of the finishing line and a red with yellow band buoy at the port end.

13. PENALTY SYSTEM

- 13.1. For all classes RRS 44.1 is changed so that the Two-Turns Penalty is replaced by the One-Turn Penalty. For WASZPs the two-turns penalty in RRS 44.1 is replaced by a part-turn being a gybe and coming to close-hauled when on a windward leg or tack and sailing below 90 degrees when on any other leg.
- 13.2. [SP] Standard Penalty – for some specific breaches of the rules, the Race Committee may apply a standard scoring penalty [SP] without a hearing. The Race Committee may still protest a boat when they consider the SP inappropriate. The scoring penalty is 2 points. This changes RRS 63.1 and Appendix A5.

14. TIME LIMITS

Boats failing to finish within 15 minutes after the first boat finishes will be scored "Did Not Finish". This changes RRS 35, A4 and A5.

15. HEARING REQUESTS

- 15.1 The protest time limit is 45 minutes after the last boat finishes the last race of the day or the race committee signals no more racing today, whichever is later. The time will be posted on the official noticeboard.
- 15.2 Hearing Request forms are available from the Regatta Office at the DTC.
- 15.3 Notices will be posted no later than 30 minutes after the protest time limit to inform competitors of hearings in which they are parties or named as witnesses. Hearings will be held in the protest room, located via the DTC main hall.

16. SCORING

- 16.1 4 races are required to be completed to constitute a series.
 - a) When fewer than 7 races have been completed, a boat's series score will be the total of her race scores.
 - b) When from 8 to 10 races have been completed, a boat's series score will be the total of her race scores excluding her worst score.
 - c) When 11 to 14 races have been completed, a boat's series score will be the total of her race scores excluding her two worst scores.
 - d) When 15 or more races have been completed, a boat's series score will be the total of her race scores excluding her three worst scores.
- 16.2 Rule A5.3 applies.

17. SAFETY REGULATIONS

[DP] A boat that retires from a race shall notify the race committee at the first reasonable opportunity. Promptly after returning to shore, the boat shall complete a retirement declaration form, which is available at the Regatta Office.

18. [SP] SIGN ON/OFF

- 18.1 Boats shall sign-on before leaving the shore at the DTC. Boats failing to sign-on will have two (2) points added to their first race of the session, but will not be scored worse than DSQ. This changes RRS 63.1. The Hansa 303 and Hansa Liberty classes may sign on either online or by contacting the Start Boat directly prior to the race.
- 18.2 Boats shall sign-off upon returning to shore at the DTC. Boats failing to sign-off will have two (2) points added to their last race of the session, but will not be scored worse than DSQ. This changes RRS 63.1. The Hansa 303 and Hansa Liberty classes may sign off either online or by contacting the Start Boat directly prior to the race, but must sign off at end of racing.
- 18.3 The Sign On/off is available on PCs located at the DTC and also online at:
<https://topyacht.com.au/tyow/564>
- 18.4 In the event of a failure of the electronic Sign On/Off, a paper replacement will be available at the DTC. Hansa 303 and Hansa Liberty may sign on/off by contacting the Start Boat.

19. REPLACEMENT OF CREW OR EQUIPMENT

[DP] Substitution of crew, damaged or lost equipment is not allowed without prior written approval of the Race Committee. Requests for substitution may be made online via this link:
<https://rbyc.asn.au/otb-change-form/>

20. OFFICIAL VESSELS

Official vessels will be identified by the words 'Safety' and may display the RFBYC burgee.

21. SUPPORT PERSON VESSELS

- 21.1 With the exception of the Optimist Intermediate and O'pen Skiff Intermediate fleets, team leaders, coaches and other support persons who may be supporting individual athletes, shall keep to leeward of the start line and its extension between the preparatory

signal and the start signals for their class and more than 50 metres clear of any racing boat or mark of the course.

- 21.2 Registered support / coach boats shall be marked with the words 'safety'.
- 21.3 All skippers of support/coach boats must attend the volunteers briefing with the Race Management. This is scheduled for before the competitor's briefing. This takes place at the Dinghy Training Centre (DTC).
- 21.4 Support/Coach boats will be required to assist in the event of an emergency if directed to do so by the Race Management Team.
- 21.5 All boats must have a VHF radio and maintain a listening watch on the nominated VHF Channel.
- 21.6 Support / coach boats must have a current boat insurance policy with a minimum cover of AUD \$10 million.

22. TRASH DISPOSAL

Trash may be disposed aboard official or support person vessels.

23. PRIZES

Refer NoR

24. RISK STATEMENT

RRS 3 states: 'The responsibility for a boats decision to participate in a race or to continue is hers alone'. By participating in this event each competitor agrees and acknowledges that sailing is a potentially dangerous activity with inherent risks. These risks include strong winds and rough seas, sudden changes in weather, failure of equipment, boat handling errors, poor seamanship by other boats, loss of balance on an unstable platform and fatigue resulting in increased risk of injury. **Inherent in the sport of sailing is the risk of permanent catastrophic injury or death by drowning, trauma, hypothermia or other causes.**

25. INSURANCE

Each participating boat shall be insured with a valid third-party liability insurance with a minimum cover of AUD 10,000,000 per incident or the equivalent.

ADDENDUM A – COURSES

<p>Course 1 Optimist & O'pen Skiff: Start-A-B-C-A-C-Finish Optimist & O'pen Skiff Intermediate: Start-A-B-C-Finish Pacer, Laser 4.7: Start-1-2-3-A-3-Finish Laser Radial, Laser Standard, Contender: Start-1-2-3-1-3-Finish 29er, Waszp: Start-1-3-1-3-Finish Mirror, Hansa 303, Hansa Liberty: Start-A-B-3-A-3-Finish Bic Techno: Start-A-C-Finish IQ Foil / Foil 1/ WingFoil: Start-1-3-1-3-Finish</p>	<p>Course 2 Optimist & O'pen Skiff: Start-A-B-C-A-C- A-C- Finish Optimist & O'pen Skiff Intermediate: Start-A-B-C-A-C-Finish Pacer, Laser 4.7: Start-1-2-3-A-3-A-3-Finish Laser Radial, Laser Standard, Contender: Start-1-2-3-1-3- 1-3 Finish 29er, Waszp: Start-1-3-1-3-1-3-Finish Mirror, Hansa 303, Hansa Liberty: Start--A-B-3-A-3- A-3-Finish Bic Techno: Start-A-C-A-C -Finish IQ Foil / Foil1/ WingFoil: Start-1-3-1-3-1-3-Finish</p>
<p>Course 3 Optimist & O'pen Skiff: Start--A-B-C-A-C- A-C-A-C-Finish Optimist & O'pen Skiff Intermediate: Start-A-B-C-A-C- A-C-Finish Pacer, Laser 4.7: Start--1-2-3-A-3-A-3-A-3-Finish Laser Radial, Laser Standard, Contender: Start-1-2-3-1-3- 1-3-1-3- Finish 29er, Waszp: Start-1-3-1-3-1-3-Finish Mirror, Hansa 303, Hansa Liberty: Start-A-B-3-A-3-A-3-A-3- Finish Bic Techno: Start-A-C-A-C-Finish IQ Foil / Foil1/ WingFoil: Start-1-3-1-3-1-3-Finish</p>	<p>Course 4 Optimist & O'pen Skiff: Start-A-C-A-C-Finish Optimist & O'pen Skiff Intermediate: Start-A-C-Finish Pacer, Laser 4.7: Start-A-3-1-3-Finish Laser Radial, Laser Standard, Contender: Start-1-3-1-3-Finish 29er, Waszp: Start-1-3-1-3-Finish Mirror, Hansa 303, Hansa Liberty: Start-A-3-A-3-Finish Bic Techno: Start-A-C-Finish IQ Foil / Foil1/ WingFoil: Start-1-3-1-3-Finish</p>
<p>Course 5 Optimist & O'pen Skiff: Start-A-C-A-C-A-C-Finish Optimist & O'pen Skiff Intermediate: Start-A-C-A-C-Finish Pacer, Laser 4.7: Start-A-3-A-3-1-3-Finish Laser Radial, Laser Standard, Contender: Start-1-3-1-3-1-3-Finish 29er, Waszp: Start-1-3-1-3-1-3-Finish Mirror, Hansa 303, Hansa Liberty: Start-A-3-A-3-A-3-Finish Bic Techno: Start-A-C-A-C-Finish IQ Foil / Foil1/ WingFoil: Start-1-3-1-3-1-3-Finish</p>	

